

Two measures are provided for the Tonsillectomy/Adenoidectomy indicator.

Measure #1 provides information for our smaller geographies in the region.

Measure #2 provides a 5-year WHR trend using the MCHP methodology, which can be used to identify changing patterns.

These measures should be considered different perspectives and are not to be compared.

Measure #1 – Community Perspective

Definition/Description:

The surgical removal of tonsils and/or adenoids. A tonsillectomy may be performed in cases of recurrent tonsillitis, or to treat sleep apnea and some speech disorders. Adenoids are masses of lymphoid tissue in the upper part of throat behind the nose. Tonsils are small masses of lymphoid tissue at the back of the throat, on either side of the throat. In this measure, tonsillectomy/adenoidectomy was defined as any hospitalization with ICD-9-CM procedures for tonsillectomy without adenoidectomy (28.2), tonsillectomy with adenoidectomy (28.3), or adenoidectomy without tonsillectomy (28.6) present in any of the procedure fields.

Method

Three years of data were selected from hospital discharge abstracts (1993/94-1995/96 and 1998/99-2000/01). Long-term care hospitals and records with age greater than 14 at date of admission were excluded. Age was calculated as of December 31 for each given year, and region was assigned as of the first occurring record for each given year.

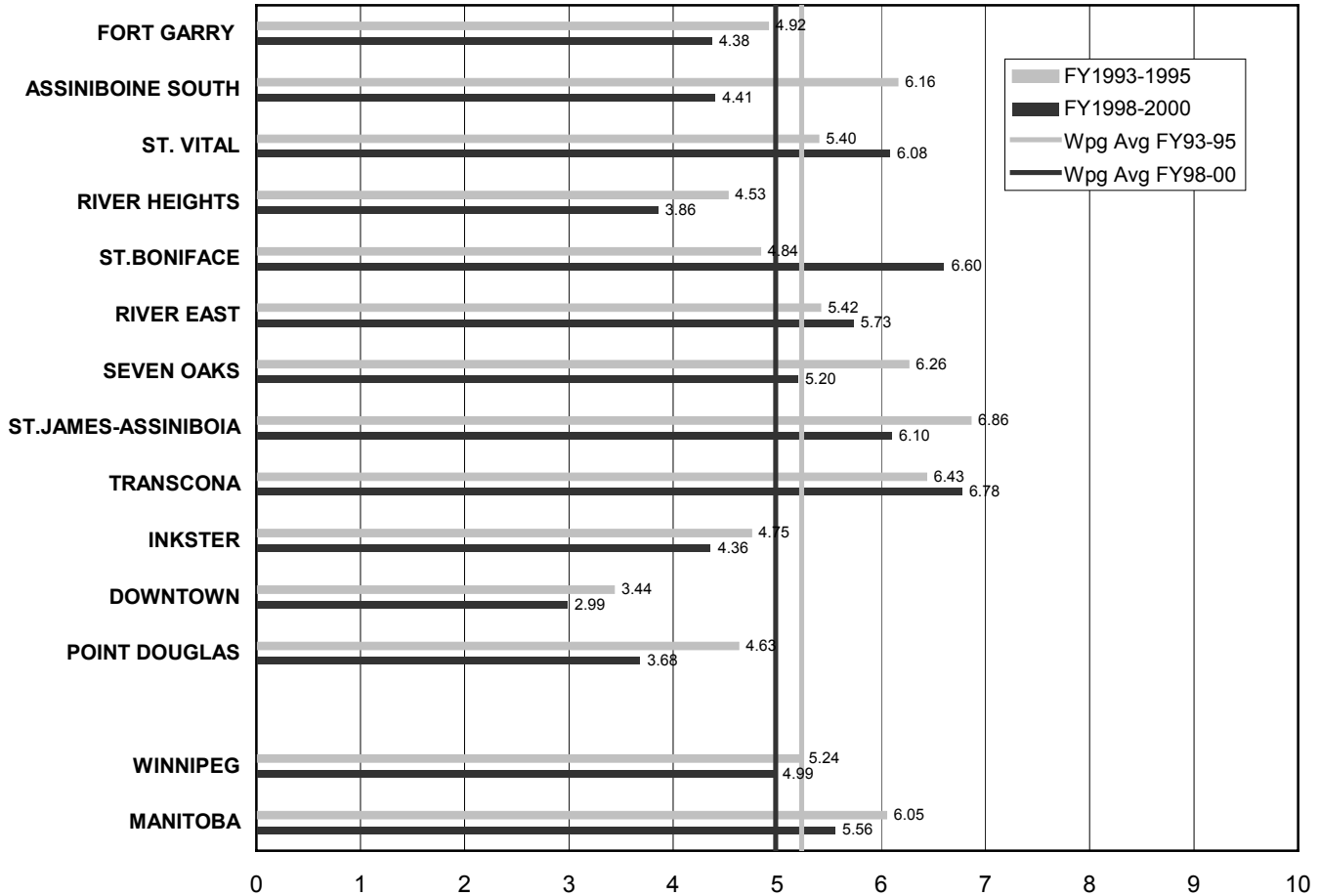
Source:

Need to Know Project, Manitoba Centre for Health Policy, 2003

Findings:

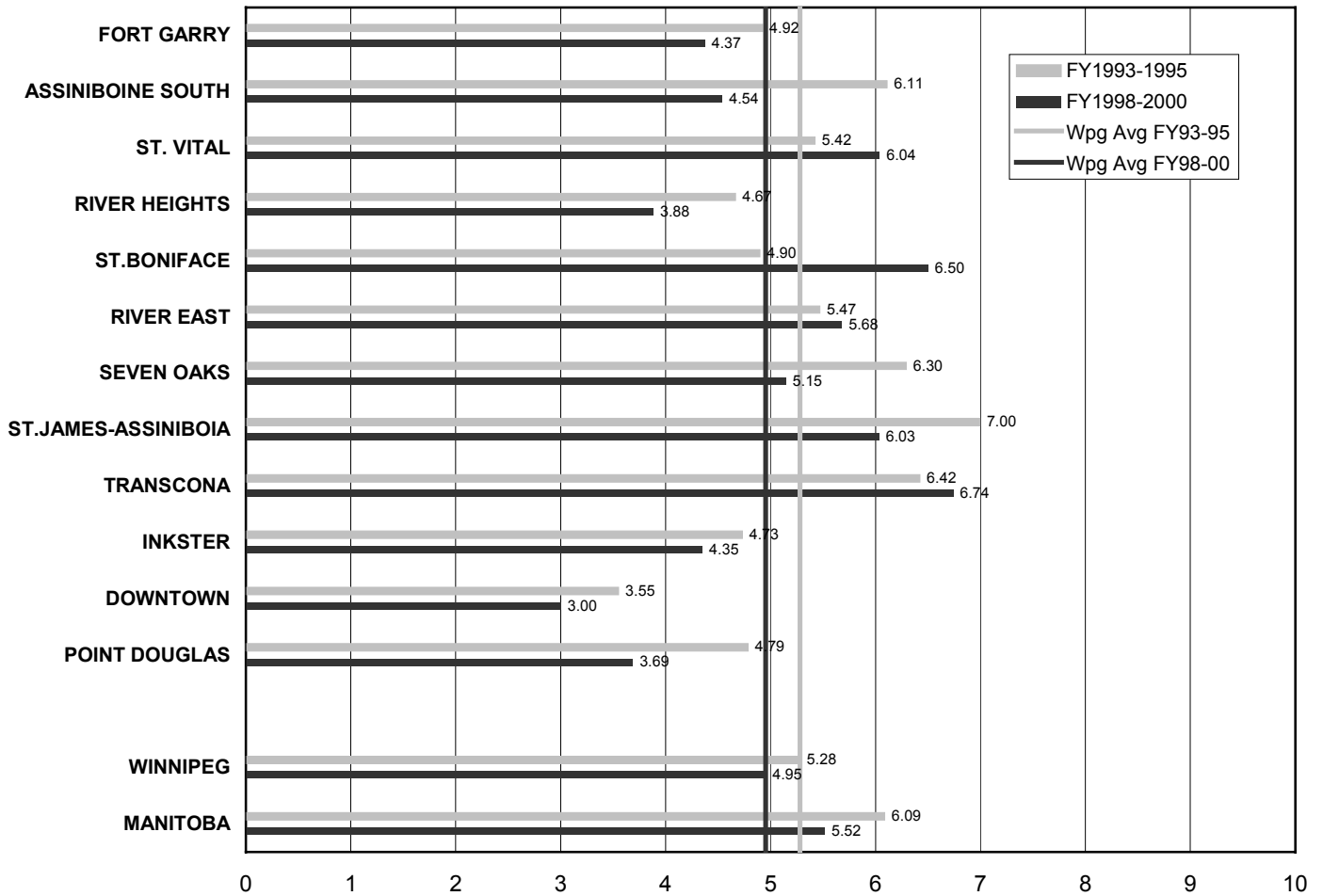
Tonsillectomy/Adenoidectomy: Crude Rates by CA

Crude rate of tonsillectomy/adenoidectomy per 1000 children, 0-14 years




Tonsillectomy/Adenoidectomy: Age-Adjusted Rates by CA

Age- & sex-adjusted rate of tonsillectomy/adenoidectomy per 1000 children, 0-14 years



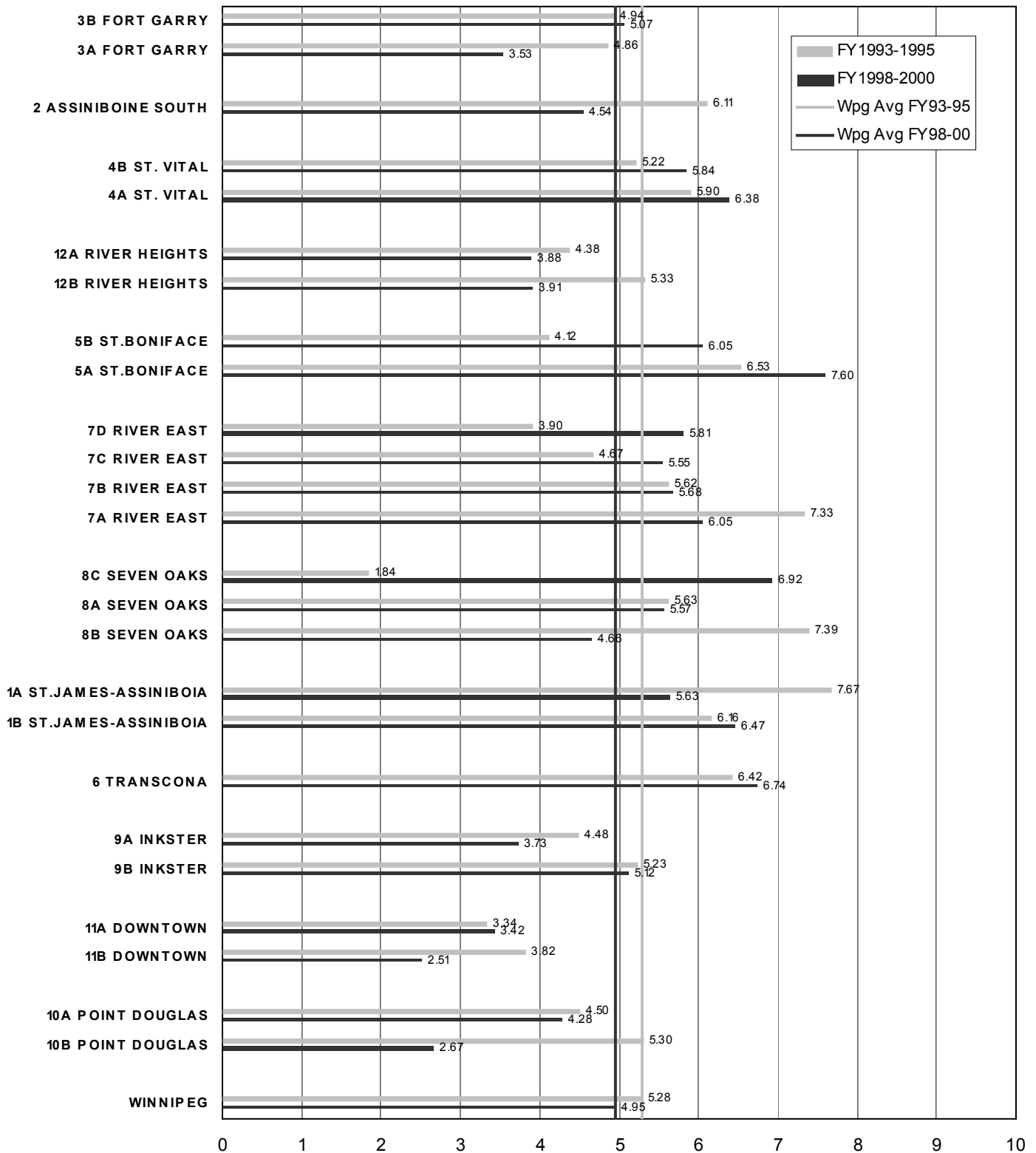
Tonsillectomy/Adenoidectomy: Crude Rates by NC

Crude rate of tonsillectomy/adenoidectomy per 1000 children, 0-14 years



Tonsillectomy/Adenoidectomy: Age-Adjusted Rates by NC

Age- & sex-adjusted rate of tonsillectomy/adenoidectomy per 1000 children, 0-14 years



Highlights:

Regional Rates:

- Overall, Winnipeg experienced a small decrease in crude rate from 5.24 to 4.99.
- Winnipeg was 0.57 per 1000 lower than the provincial rate in the last period.
- After adjusting for age and sex, Winnipeg's rate went from 5.28 to 4.95 per 1000 from the first period to the last.
- Winnipeg's overall adjusted rate was 0.57 per 1000 lower than the provincial rate in the last period.

Community Area Rates:

- In the last period shown, St. Vital, St. Boniface, River East and Transcona all had increases in rates the greatest being St. Boniface which went from 4.84 to 6.60 per 1000. The lowest rate was in Downtown at 2.99 per 1000 and the highest rate was in Transcona at 6.78.
- In the last period shown, the lowest adjusted rate was in Downtown at 3.00 per 1000. The highest rate was in Transcona at 6.74 per 1000 adjusted population. St. Boniface had the greatest increase from the first period to the next, 4.90 to 6.50 per 1000.

Neighbourhood Cluster Rates:

- The greatest increase was in Seven Oaks 8C, which went from 2.06 to 6.66 per 1000. The greatest decrease was in Seven Oaks 8B which went from 7.28 to 4.72 per 1000. The lowest crude rate was in Downtown 11B at 2.49 per 1000 and the highest crude rate was in St. Boniface 5A at 7.61.
- After adjusting for age and sex, the lowest adjusted rate was in Downtown 11B at 2.51 per 1000. The highest neighbourhood adjusted rate was in St. Boniface 5A at 7.60 per 1000 adjusted population. Seven Oaks 8C had the greatest increase from the first period to the next, 1.84 to 6.92 per 1000.

Measure #2 - Regional Perspective

Definition/Description:

In this measure, tonsillectomy/adenoidectomy was defined as any hospitalization with ICD-9-CM codes for tonsillectomy without adenoidectomy (28.2), tonsillectomy with adenoidectomy (28.3), or adenoidectomy without tonsillectomy (28.6) present in any of the procedure fields.

Method

Crude Rate for Tonsillectomy/Adenoidectomy procedures provided to Winnipeg patients 14 years and younger on the date of admission in Winnipeg acute care hospitals.

Numerator: Total number of hospital Tonsillectomy/Adenoidectomy for Winnipeg residents aged 14 and under

Denominator: Winnipeg Population age 0 - 14 years

Source:

Manitoba Health Hospital Abstract file

Findings:

Tonsillectomy / Adenoidectomy Crude Rate per 1000 Population	
1998/1999	4.87
1999/2000	5.38
2000/2001	4.81
2001/2002	5.25
2002/2003	4.55

Highlights:

- Across the five years shown, there has been some fluctuation although there is little net change.
- From 1998/1999 to 2002/2003 the rate decreased from 4.87 to 4.55 per 1000 children 14 years and younger.
- A national comparator is unavailable for this procedure.