

Definition/Description:

Also called Percutaneous Transluminal Coronary Angioplasty (PTCA), angioplasty is a procedure using a balloon-tipped catheter to enlarge a narrowing in a coronary artery. In this report, PTCA was defined as any hospitalization occurring in a teaching hospital with ICD-9-CM codes of 36.01, 36.02, or 36.05 present in any procedure field. This indicator reflects those services provided only to residents living in the WHR. It does not account for those services provided in the region regardless of where people live.

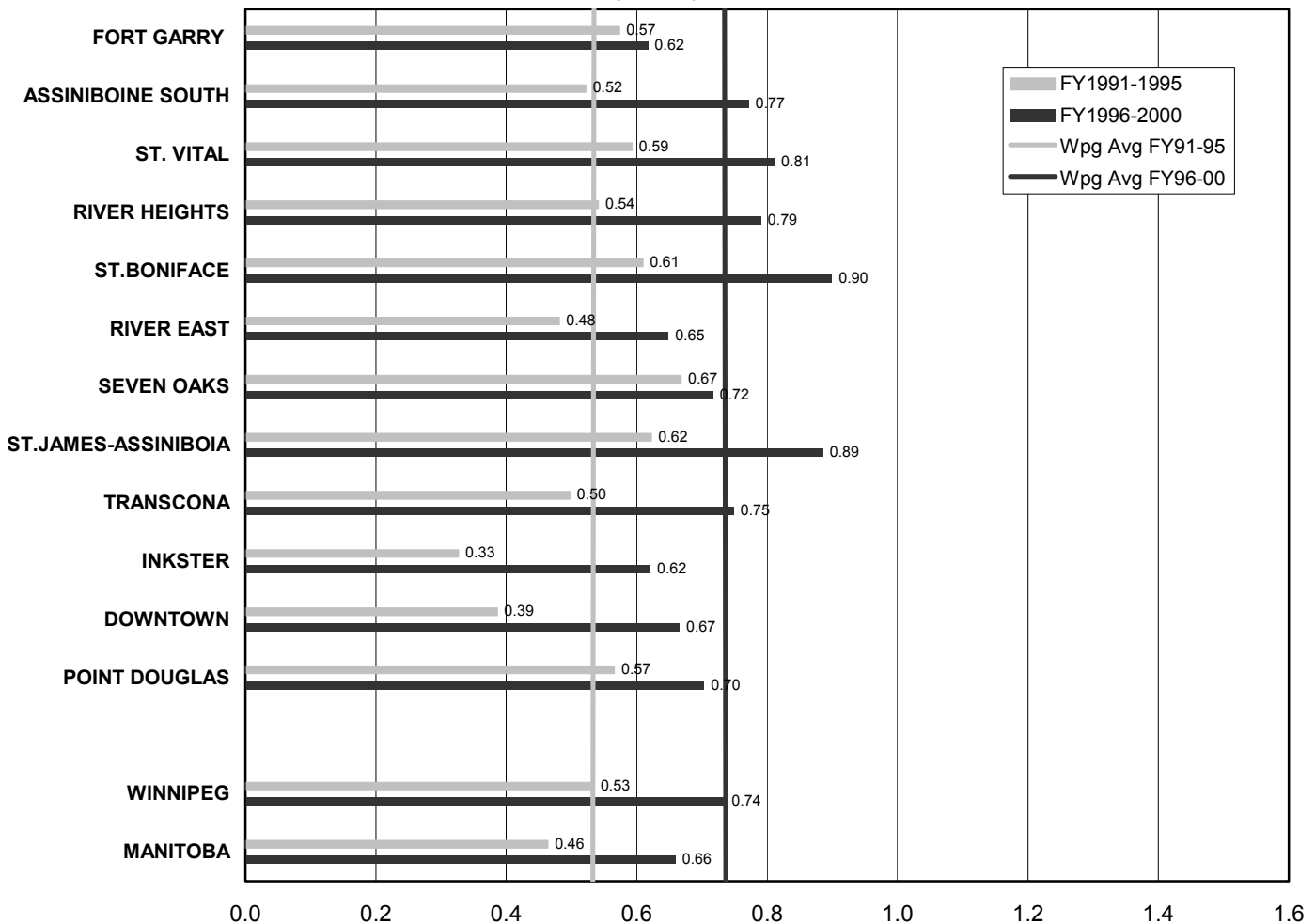
Source:

Need to Know Project, Manitoba Centre for Health Policy, 2003

Findings:

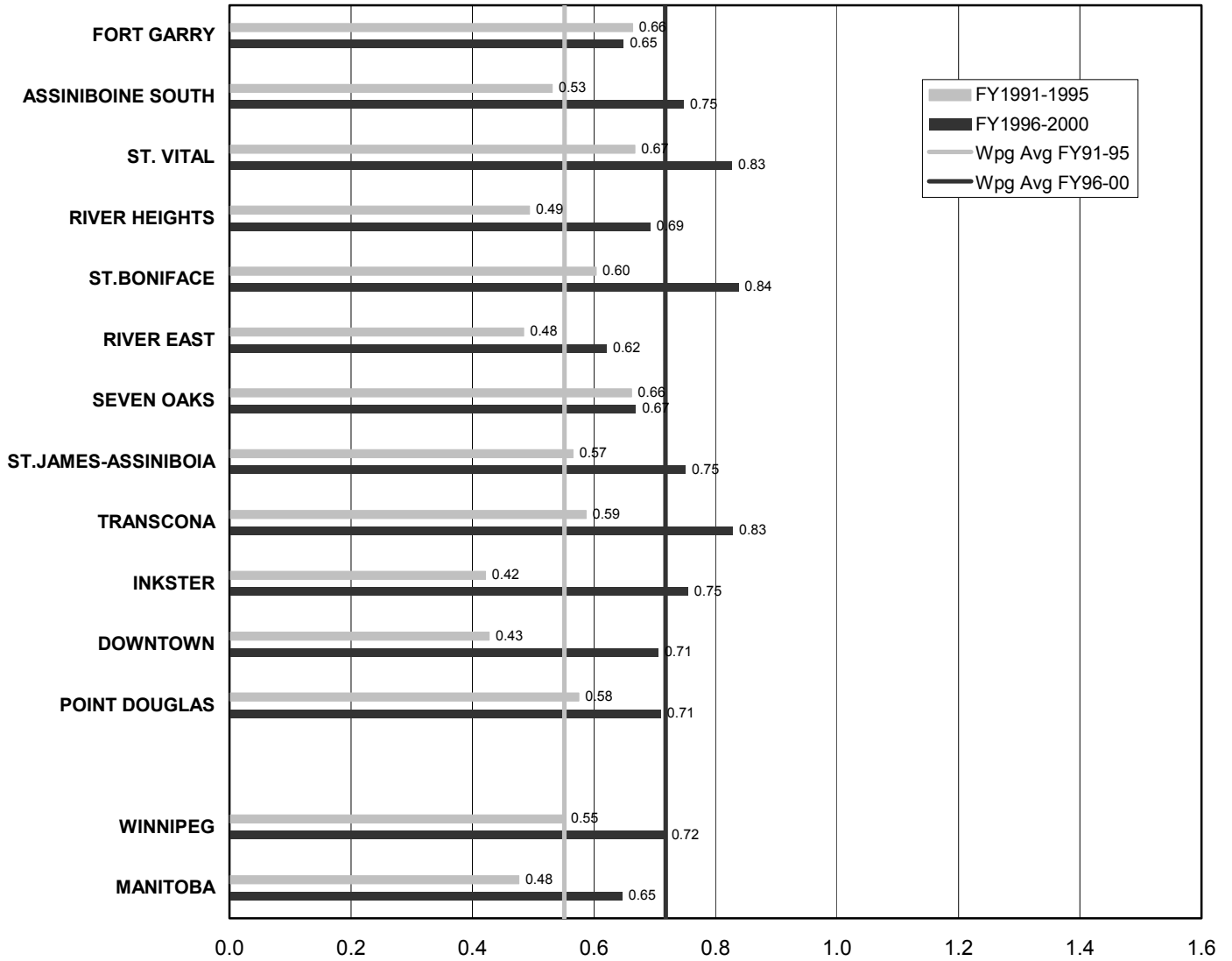
Angioplasty: Crude Rates by CA

Crude rate of angioplasty per 1000 residents




Angioplasty: Age-Adjusted Rates by CA

Age- & sex-adjusted rate of angioplasty per 1000 residents




Angioplasty: Crude Rates by NC

Crude rate of angioplasty per 1000 residents



Angioplasty Rates: Age-Adjusted Rates by NC

Age- & sex-adjusted rate of angioplasty per 1000 residents



Highlights:

Regional Rates:

- Overall, Winnipeg has experienced a slight increase in this procedure from 0.53 to 0.74 per 1000 across the two time periods. Minor changes in rates were observed after adjusting for age and sex population differences.
- Winnipeg's crude rate is 0.08 per 1000 over that of the Manitoba rate.

Community Area Rates:

- In the last period, all community areas had increases with St Boniface having the highest rate at 0.90 per 1000. The Inkster area has the lowest rate at 0.62, which has almost doubled from the last period.
- In the last period, after adjusting for age and sex, Fort Garry showed a small decrease across the two periods. All other communities showed increases with River East having the lowest rate of 0.62, and St Boniface having the highest adjusted rate at 0.84. The Inkster area showed the largest increase of 0.33 per 1000 between the two periods. Winnipeg's adjusted rate is 0.07 per 1000 over that of the Manitoba rate.

Neighbourhood Cluster Rates:

- In the last period, all but three neighbourhood clusters had increases in crude rates for this procedure. St. Vital 4A had the highest crude rate at 1.07. The Inkster 9A had the lowest crude rate at 0.41 while Inkster 9B had the greatest crude rate increase among neighbourhood clusters going from 0.40 to 0.90 per 1000.
- In the last period, after adjusting for age and sex, five of the 25 neighbourhood clusters showed small decreases in rates. St Vital 4A, St. Boniface 5B and Inkster 9B had the highest adjusted rates in the last period of 0.95, 0.93 and 0.93 respectively. Inkster 9B showed the largest increase of 0.53 per 1000 between the two periods.