

Definition/Description:

Computerized tomography (CT) scans are pictures of structures within the body created by a computer that takes the data from multiple X-ray images and turns them into pictures on a screen. The CT scan can reveal some soft-tissue and other structures that cannot even be seen in conventional X-rays. Using the same dosage of radiation as that of an ordinary X-ray machine, an entire slice of the body can be made visible with about 100 times more clarity with the CT scan. For this report, CT scans were defined as the presence of any of ICD-9-CM procedure codes 71.12-71.15 or 72.21-72.30. This indicator reflects those services provided only to residents living in the WHR. It does not account for those services provided in the region regardless of where people live.

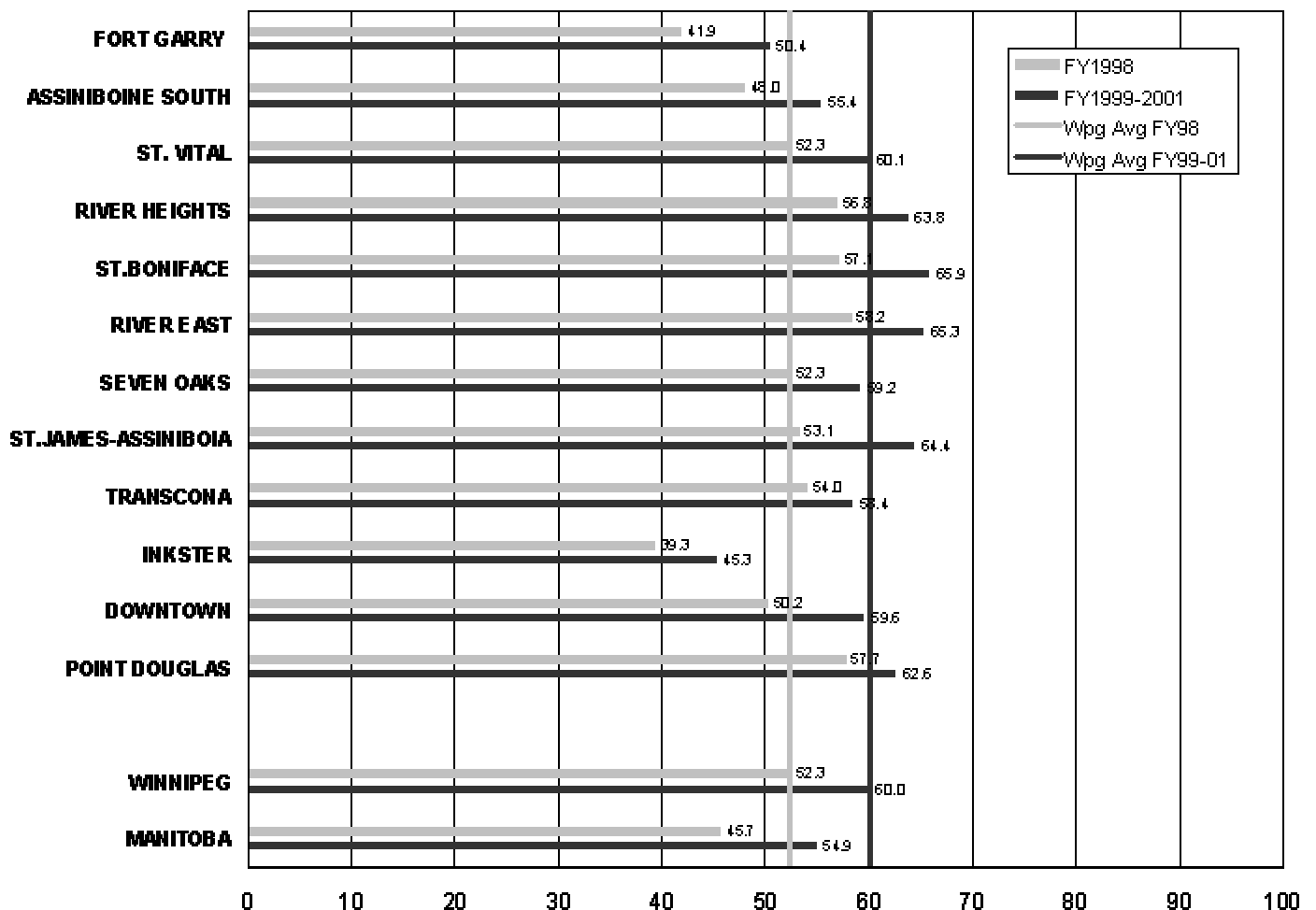
Source:

Need to Know Project, Manitoba Centre for Health Policy, 2003

Findings:

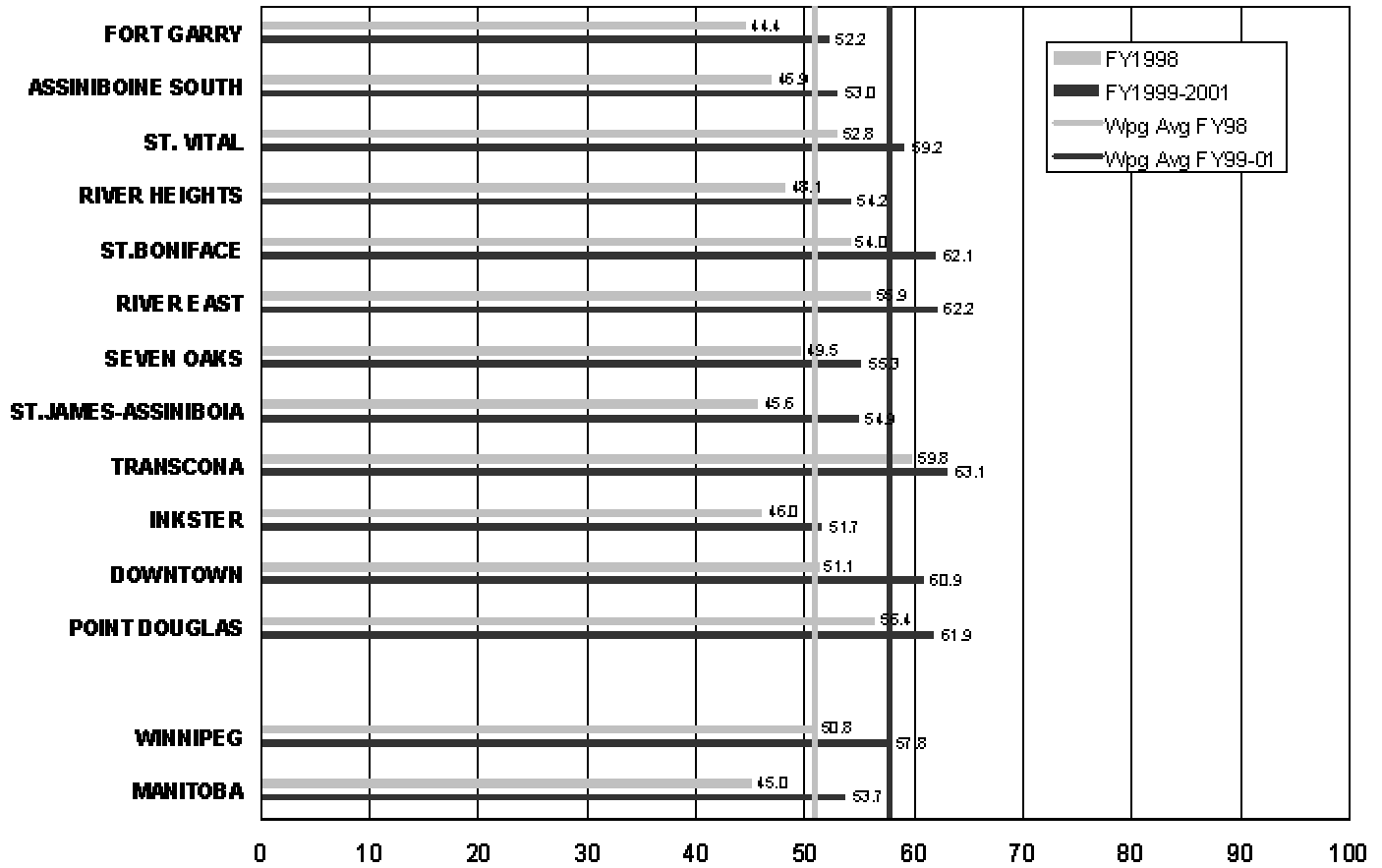
CT Scan: Crude Rates by CA

Crude rate of CT scans per 1000 residents




CT Scan: Age-Adjusted Rates by CA

Age- & sex-adjusted CT Scan rates per 1000 residents




CT Scan: Crude Rates by NC

Crude rate of CT scans per 1000 residents



CT Scan: Age-Adjusted Rates by NC

Age- & sex-adjusted CT Scan rates per 1000 residents



Highlights:

Regional Rates:

- The overall Winnipeg crude rate increased from 52.3 to 60.0 per 1000 across the two periods.
- Winnipeg's rate is 5.1 per 1000 over that of Manitoba.
- The overall Winnipeg adjusted rate increased from 50.8 to 57.8 across the two periods.
- Winnipeg's adjusted rate is 4.1 per 1000 over that of Manitoba's.

Community Area Rates:

- Inkster has the lowest crude rate of all community areas at 45.3 and St. Boniface has the largest crude rate at 65.9. St. James-Assiniboia experienced the greatest increase of 11.3 between the two periods.
- By adjusting for age and sex differences, the adjusted rate shows a minor drop compared to the crude rate. Inkster has the lowest adjusted rate of all community areas at 51.7 and Transcona has the largest adjusted rate at 63.1. Downtown experienced the greatest increase of 9.8 between the two periods.

Neighbourhood Cluster Rates:

- Inkster 9A has the lowest crude rate of all neighbourhood clusters at 35.8 and St. Boniface 5A has the largest crude rate at 81.5 as well as the largest increase over the previous period of 16.4.
- Inkster 9A has the lowest adjusted rate of all neighbourhood clusters at 43.9 and Point Douglas 10B has the largest adjusted rate at 72.6. St. Boniface 5A experienced the greatest increase of 14.2 between the two periods.