






RAGIN CAJUN
MARDI GRAS



the AMAZING ADVENTURES OF THE



FABULOUS 50's








a fresh taste of spring

Sweet Sensations!



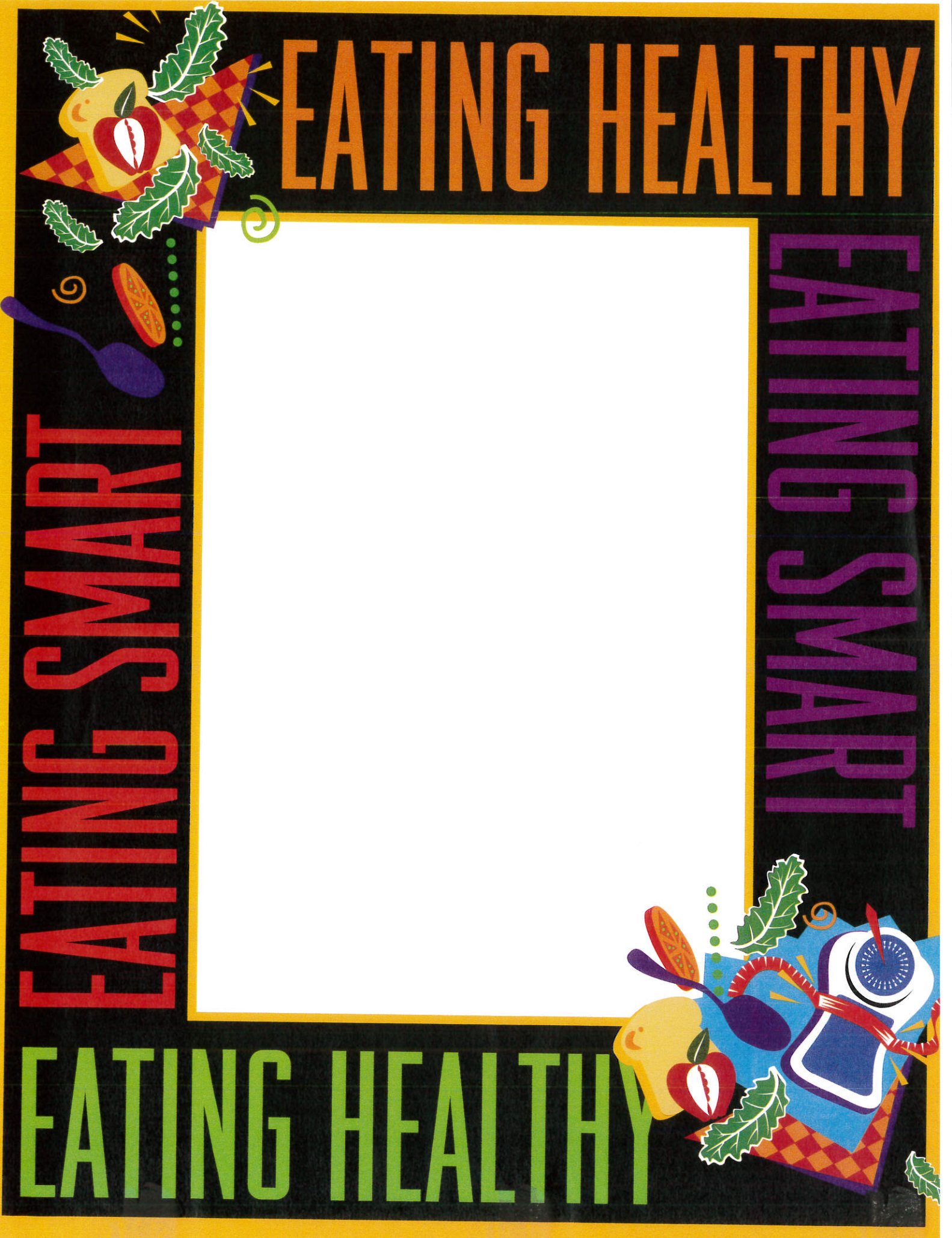
EATING HEALTHY


EATING SMART



EATING SMART

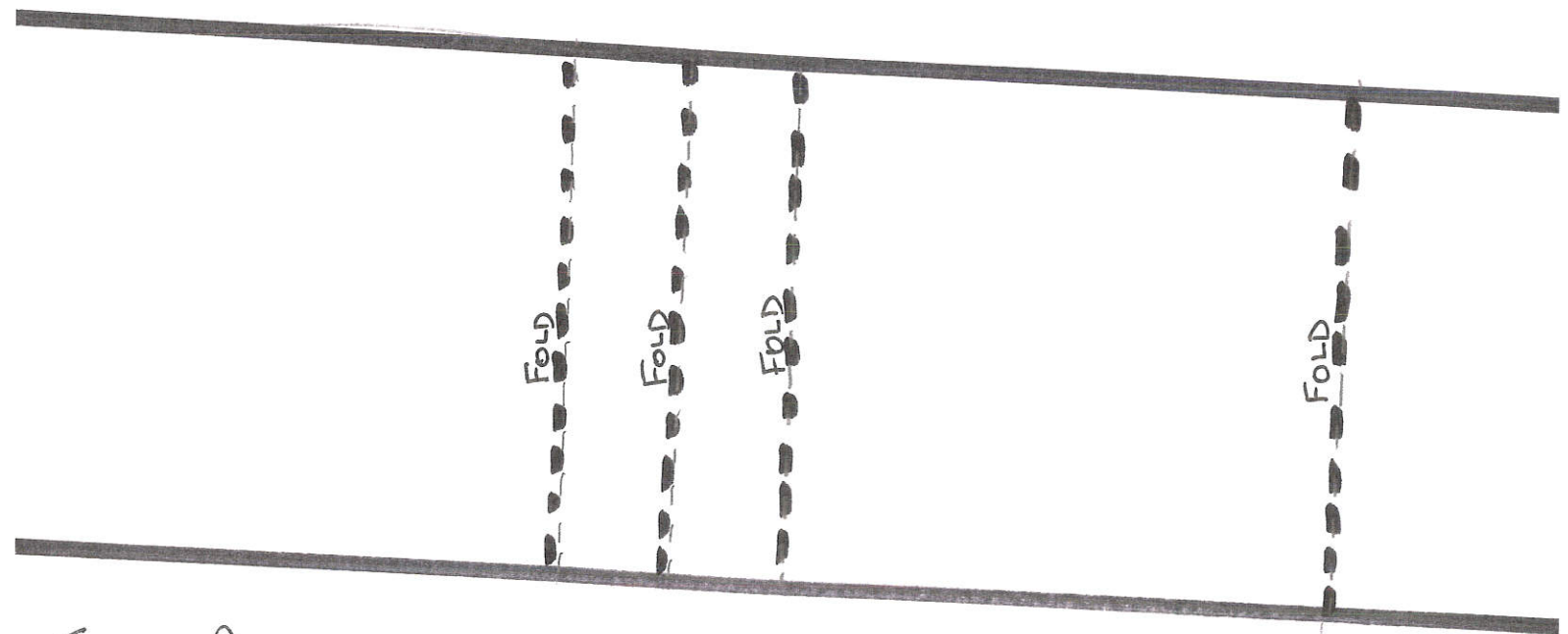
EATING HEALTHY





FLOWER TEMPLATE

1. Cut form from card stock or poster board. Solid Color
2. Cut small form patterned paper.
3. Use dosage cups (Dollar Tree) to insert in middle.
4. Cover cups with small piece of plastic wrap to prevent spillage.



FOLDED PACKAGE TEMPLATE

- 1) Cut template from card stock or poster board, cut smaller version to go over top if wanted.
- 2)

Paper Favor Template

Using patterned wrapping paper or solid color paper cut following template to make favor

1. Glue to make a tube
2. Glue or staple one end, fill with treat then secure opposite end to form favor.
3. Decorate with ribbon, tag or embellishment.

Paper Favor Template

Using any sort of pattern paper or wrapping paper cut patter to make favor

1. After cutting out template roll paper together to form a cone and glue.
2. The end at the top of cone Can now be folded down and sealed once treat is inside.
3. Using ribbon , tag or embellishment to decorate